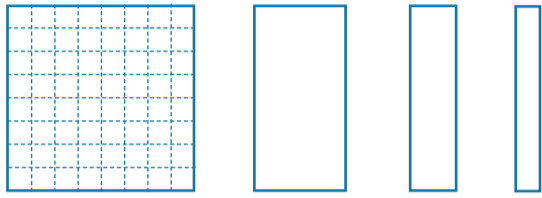


OCTOPUS ORIGAMI

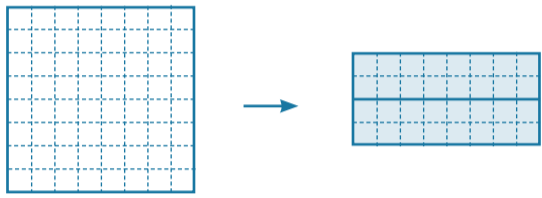
Like Shimabuku, you too can transform objects and give them a new purpose! Fold this poster using the famous Origami technique to turn it into an octopus. You can keep your octopus to decorate your bedroom!

You just have to follow the numbering and the direction of the folds. In no time at all you will have your own animal! What will you call your octopus?

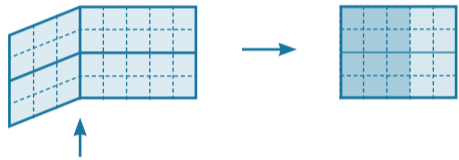
1. Fold the sheet of paper in half, then in four, then in eight in both directions. Unfold the sheet



2. Fold the top and bottom into the middle

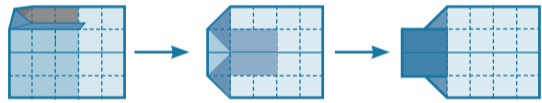


3. Fold along line "3"

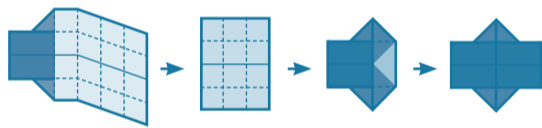


4. Fold down the corners

5. Unfold the central part to the left

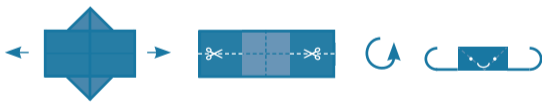


6. Fold in the right hand side along line '3', fold down the corners again and fold the central part towards the right




7. Pull on the tabs

8. Cut the tabs in two, turn over your octopus and then roll up the tabs to give the octopus a rounded shape

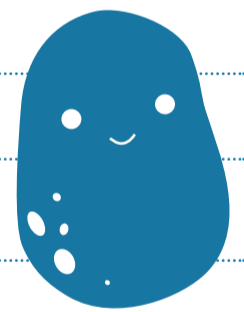


Need help? Surf to wiels.org/mixed-media and watch the video!



Your turn!

Imagine a song that tells the story of a fish and a potato.



Shimabuku likes to link objects that seem to have nothing in common.

Can you find the links made in this exhibition?

- | | | | |
|-----------------|-----------------------|-----------------------|----------------------|
| Axe | <input type="radio"/> | <input type="radio"/> | Boat |
| Elephant | <input type="radio"/> | <input type="radio"/> | Double bass |
| Bow | <input type="radio"/> | <input type="radio"/> | Bicycle wheel |
| Stone | <input type="radio"/> | <input type="radio"/> | Trumpet |
| Fish | <input type="radio"/> | <input type="radio"/> | Smartphone |
| Swan | <input type="radio"/> | <input type="radio"/> | Computer |



Take your poster and turn it into something other than an octopus.

WIELS KETS WIELS KETS WIELS KETS WIELS KETS

Who is Shimabuku?

Shimabuku is a Japanese artist who transforms and gives a new meaning to the things around us. His artworks are poetic and humorous because Shimabuku thinks the world is too. What do you think?

He likes to accompany his artworks with music. Sound is very important in this exhibition. Listen to all the different sounds and identify the instruments in the tunes.

Shimabuku is someone who has travelled a lot and who allows you travel with him in the world of his imagination, its images and music.

Exhibition Title: Instrumental

Did you know that you can cut an apple with a computer? That octopuses have favourite shapes and colours?

In *Instrumental* you will discover lots of objects whose meanings or uses have been changed. They can become tools, instruments, or be part of fantastic stories.

Have you ever used an object for something other than it was originally intended? Like using a saucepan to make a drum? Or a whistle from a blade of grass? Are you curious to see how Shimabuku does it? Discover how in this exhibition.

Instruments Game

The exhibition is full of music. Can you link the following instruments to the rooms in which you hear them?

Double bass room

Trumpet room

Piano room ...

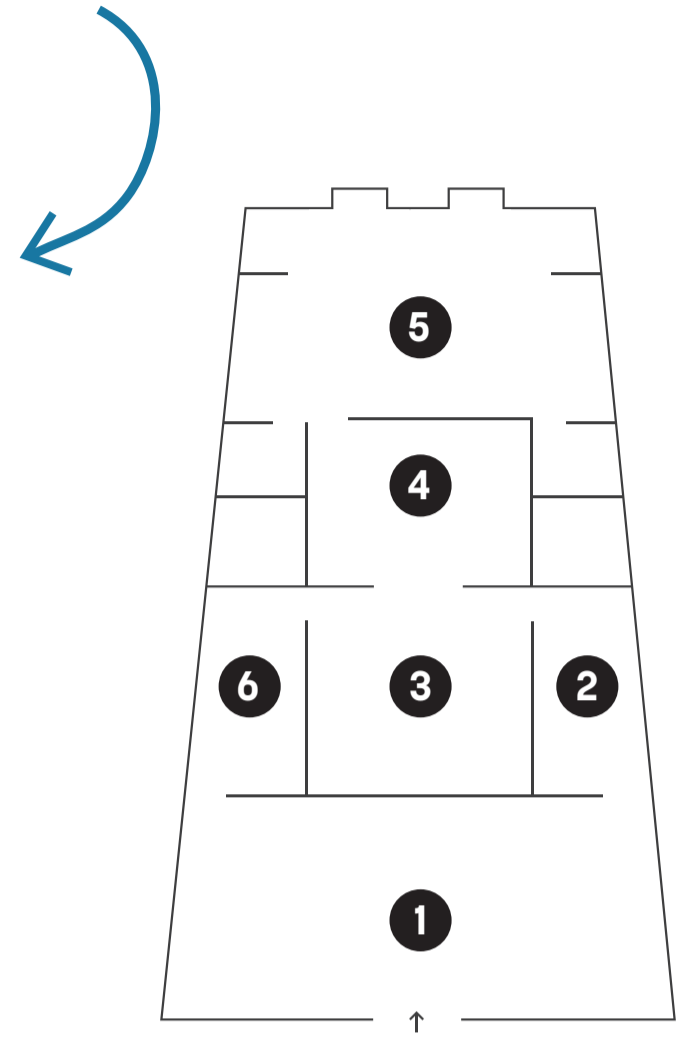
Percussion room

Electric guitar room

Melodica room

Tambourine room

Synthesizer room



For more information on activities for KETS at WIELS subscribe to our Facebook group WIELS KETS or at wiels.org

The WIELS KETS, children between 7 and 12 years old who come to WIELS every Wednesday, invite you to listen to their views on the exhibition in podcasts available online from November. Happy listening!

With the support of:
 Loterie nationale
 COCOF
 Ergon Capital Partners
 Dhr. Xavier Hufkens
 Mme Sylvie Winckler

WIELS Avenue Van Volxem 354, 1190 Brussels.
 Free for under 18s

Sculpture for Octopuses: Exploring for Their Favorite Colors, 2010, 12 glass balls, drawing and photo, dimensions variable. Courtesy of the artist & Amanda Wilkinson, London

